

# Overview: Stock Picker's Scorecard and Related Reports

Powered by Hercules.ai™

*"The most elegant fund evaluation tool I have ever seen"*

40-year veteran within the investment advice industry

**Unlock the secret behind fund managers' track records with the pioneering STOCK PICKER'S SCORECARD**

**For the first time ever, delve deep into whether a manager's success is attributed to true skill  or mere luck **

## Turing Technology

**Advisors:**



**Acquire new clients**



**Retain existing clients**

**Advisors and investors:**



**Improve insight into existing active funds**

*Turing Technology is a technology company, and is not an investment management or advice firm. All information in a Stock Picker's Scorecard is purely data-driven, and expressly does not represent advice or guidance on the part of Turing*

# Unmask Fund Manager Prowess

**Stop the guessing: Tap into the breakthrough power of Hercules.ai™ – Turing's AI-powered fund replication technology**

Don't use stale data or processed information to evaluate managers – evaluate their skill based on actual, real-time stock picks

## Unparalleled insight into manager decision-making

Turing shines a bright light on each fund's 'Alpha Engine', the portion of the fund that is most responsible for outperformance. This data is then dynamically recalibrated over time to create daily performance returns based solely on a manager's largest stock picks versus the benchmark – the **bedrock of alpha generation**.

***By stripping away stocks that are immaterial to persistent alpha generation, the Scorecard zeroes in on managerial expertise, leaving chance behind***

These results are then continuously compared against its benchmark over rolling one-year periods, looking back four years.

***What better way to gain insight into a fund manager's skillset than to look inside the fund on a real-time basis and evaluate their actual stock picks?***

# Benefit from Advanced Technology

*“There are virtually no secrets with Hercules.ai. Fund holdings are laid bare”*

Rob Nestor, president of Turing Technology

## HERCULES.AI

### Actionable Information Never Before Available to the Public

	Scorecard powered by Hercules.ai	Other Fund Data Providers
Analysis based on real-time fund holdings and weights		
Evaluates the manager's biggest stock picks vs the benchmark		
Provides data-driven performance warning flags		Some

Turing's **Hercules.ai** redefines fund analysis by offering **real-time fund replication** of actively managed US equity funds.




Operating since 2016, Hercules.ai houses data from funds representing **over \$4 trillion in assets** while boasting a staggering **99.4%** correlation between replicated fund's returns and the actual fund's returns.

# Seize A Competitive Advantage

The Scorecard is a monthly report for financial professionals and professional investors who use actively managed mutual funds

## Improve control over your actively managed funds

By integrating this unprecedented insight into your fund assessment process, you can monitor active mutual funds to ensure that they continue to **deliver on their core mandate – outperform their benchmark.**

- ❖ Use our **Hidden Gems**  report to identify new funds to consider adding to your fund matrix
- ❖ Leverage the Scorecard's series of data-driven warning flags  to access **real-time early warning indicators**
- ❖ Improve performance and client value by discovering “closet indexers” 

*More than 2,000 actively managed US Equity funds available for inclusion in the Stock Picker's Scorecard*

# Crafting the Ultimate Manager Skill Assessment

**KEY DEFINITION: HCOs (HIGH CONVICTION OVERWEIGHTS):**  
HCOs are a fund manager's **biggest stock picks relative to the benchmark**. HCOs can be thought of as a fund's **Alpha Engine**.

## HCO SCORE:

The heart of the evaluation, the **HCO Score** delivers unprecedented insight into a **fund manager's stock-picking skillset**. The Score compares a fund's HCOs versus its benchmark over rolling one-year periods, looking back four years. There are **750+ distinct comparisons** in each HCO Score.


## HCO TREND:

**The Trend** is a shorter-term version of the HCO Score. Comparing the HCO Trend to the longer-term HCO Score provides an **early warning signal of weakening performance**, or **validation of a positive longer trend**.

## HCO SHARE:


**The Share** Indicates whether the manager is **putting their money where their convictions are**. It reflects the percent of the fund represented by the HCOs, the Alpha Engine. Most active equity funds have an HCO Share greater than 50%.

## Data-Driven, Real-Time Flags

 **HIDDEN GEM:** Funds that have an HCO Score of at least 80% (top 2 deciles) and assets less than \$1.0 billion

 **Red FLAG – HCO:** Funds with HCO Scores in the bottom two deciles. Data suggests a fund to evaluate for potential replacement

 **YELLOW FLAG – TREND:** Funds with HCO Scores > 50%, but the Trend shows a large drop-off. This fund's weakening success indicates a fund to be placed on a watchlist

 **YELLOW FLAG – SHARE:** Funds with an HCO Share that is less than 25%. Raises the question of whether the fund justifies higher actively managed fund fees

# Access a powerful client acquisition tool

Use the **Client Acquisition (CA) Report** to target and close prospects.

- 🎯 Send the list of the prospect's current active funds and receive back a customized **CA Report**
- 🎯 Use the intuitive and easy to read **yellow** and **red** warning flags to highlight funds that demand review or replacement
- 🎯 Use your standard Scorecard information to **highlight improved fund options**

**Take the CA Report  
for a Test Drive**

Download free of charge a Case Study based on the Client Acquisition Report at [Turingta.com/free-report](https://Turingta.com/free-report)

- 🎯 Based on a medical professional's fund holdings
- 🎯 Indicates 3 funds triggering warning flags
- 🎯 Provides talking points on how to use this information to win over new clients

# Gain Access to the Stock Picker's Scorecard

Elevate your decision-making with a **comprehensive understanding of manager prowess**, fueled by Turing Technology's revolutionary Hercules.ai replication engine

## Packages and Reports

### Professional Package

**\$399/month; 2 mos. free w/annual subscription**

#### **Includes:**

- ❖ Customized Scorecard; up to 25 funds
  - ☐ Ability to update the fund list quarterly

### Professional – Premium Package

**\$549/month; 2 mos. free w/annual subscription**

#### **Includes:**

- ❖ Customized Scorecard; up to 25 funds
  - ☐ Ability to update the fund list quarterly
- ❖ **Hidden Gems** report each month
- ❖ 1 **Client Acquisition (CA) Report** per month; add'l CA Reports for \$149 each

---

### Individual Reports

**\$99 – Hidden Gems Report**

→ Rotating list of 10 Hidden Gem funds

**\$199 – Client Acquisition Report**

→ Customized list of up to 15 funds

**Take the Scorecard for a Test Drive**

For a limited time, a sample report can be **downloaded free of charge** at [Turingta.com/free-report](https://Turingta.com/free-report)

-  Covers 30 funds, including some of the **industry's largest and best-selling**
-  Provides insight into **Hidden Gems**
-  Highlights funds **waving bright red warning flags**

# Disclaimers

© Turing Technology Associates 2023. All rights reserved.

## DISCLAIMERS

- ❖ **Turing Technology is not an investment management or advice firm. It is a technology company that licenses its technology and Intellectual Property to financial and investment firms to allow them to create and deliver superior investment solutions**
- ❖ Hercules.ai only operates using publicly available data. No confidential fund information is accessed in the generation of this report.
- ❖ Significant research has shown that overweighting individual stocks versus the benchmark is one of the most persistent sources of alpha. The Scorecard is uniquely designed to measure exactly that source of alpha. However, active fund managers may deploy a variety of other tools and techniques to outperform, including but are not limited to the use of non-benchmark securities, allocation or timing decisions deployed against asset classes, cash, or investment factors. For clarity, the Scorecard is not designed to detect or measure any of these other potential alpha sources.
- ❖ Use of this content requires expert knowledge. It is to be used by specialist institutions only. The information contained herein: (1) is proprietary to Turing; (2) may not be copied, adapted or distributed without express permission; and (3) is not warranted to be accurate, complete or timely. Turing is not responsible for any damages or losses arising from any use of this information. Past financial performance is no guarantee of future results.
- ❖ Carefully consider any mutual funds investment objectives, risk factors, and charges and expenses before investing or recommending a fund for investment.
- ❖ Information contained in this report should not be the only considerations in a decision to buy or sell any investment. Investors considering investment in any fund should consult the relevant funds' prospectuses carefully before investing.
- ❖ Turing has no affiliation with any fund including in these reports nor their issuers/sponsors.